

**DISCOVER:
SHOPPING CART
EXPERIENCE**
A Collaborative Project

MassBay Twist to
A Learning Community
By
Marina Bograd and Susanne Steiger-Escobar

Agenda

- Project overview
- Why a learning community?
- Lessons learned
- Discussion



Project overview

SPRING LEARNING COMMUNITY OFFER!



**DISCOVER:
SHOPPING CART
EXPERIENCE**
A Collaborative Project

In this learning community Students will have an opportunity to participate in a **Shopping Cart** collaborative project. Each participant will have an opportunity to apply their individual knowledge and skills to contribute to the project simulating a real world experience.

STUDENTS MAY BE ENROLLED IN ONE OR MORE COURSES LISTED BELOW. PARTICIPANTS WILL BE REQUIRED TO ATTEND LEARNING COMMUNITY PROJECT COMMON MEETINGS ON TUESDAYS FROM 11 AM - 12PM.

Project overview


CS241 (Web Site Development) **CS241-012 MEETS: TUESDAYS & THURSDAYS 11AM-1:18PM**
 Students in this course will design CSS, navigation rules, and provide color swatches for the Shopping Cart Site.

CS126 (Digital Imaging) **CS126-014 MEETS: TUESDAYS 11AM-1:45PM**
 Students in this course will design website banner images and pictures.


CS176 (Web Design) **CS176-011 MEETS: TUESDAYS & THURSDAYS 9:30-11:45AM**
 Students in this course will develop an online store and provide a shopping cart experience. Customers will be able to select products and purchase them. An invoice will be provided at check-out time. (This course has prerequisites)

MN140 (Project Management) **MN140-750 MEETS: TUESDAYS 10AM-12PM + ONLINE LECTURE**
 Students in this course will create the project schedule and work collaboratively with their team to track project progress. Students in this course will also benefit from supplemental instruction (a tutor) to help them with their professional writing skills.

JOIN US!



For More Information:
 Contact Prof. Marina Bograd At
MBOGRAD@MASSBAY.EDU
 OR
 Search Keyword "SHOPPING CART"
 Online At MASSBAY.EDU



Project weekly schedule

Week	Class	Activity
1.	Learning Community	Project Introduction / Student meet (Speed Intro Activity)
2.	Learning Community	Learning Community Teams Created. Discuss project ideas (Company Name, "Products", What each team member will contribute to the project (member responsibilities)
3.	Project Management	DUE: Company Name and Product Selections
	Learning Community	Guest Speaker : Managing a Project - Elizabeth Kubiak (Project Manager at PlightView)
4.	Project Management	Guest Speaker: Writing Memos - Sean McCarthy (Learning Specialist at MassBay) Write Scope Memo Draft
	Learning Community	Schedule Discussion (List tasks, durations and assignments), Page Design Discussion (Colors, Logos, Layout, Fonts)
5.	Project Management	DUE: Scope Memo sent to project team
	Learning Community	DUE: Scope Memo approved Guest Speaker: UIX - Adrian Mendoza (Web Designer / User Experience Specialist)
6.	Project Management	DUE: WBS
	Web Design	DUE: Design Draft of the Master Page
	Learning Community	Guest Speaker: Professional Communication - Sean McCarthy (Learning Specialist at MassBay)

Project weekly schedule

Week	Class	Activity
7.	Project Management	DUE: Final Project Schedule with resources and Costs sent to team for approval
	Graphic Designers	DUE: Logo, Background Images All image file names must be available to Developers
	Learning Community	DUE: Final Project Schedule Approved Master Page Draft Discussed
8.	Learning Community	DUE: Weekly Update
	Web Design	Present Master page and Themes (CSS, color swatches, navigation)
9.	Learning Community	DUE: Weekly Update
	Developers	IT Support for page integration
10.	Learning Community	DUE: Weekly Update
11.	Learning Community	DUE: Weekly Update Integrate pages
12.	Graphic Designers	DUE: Promotional Brochure
	Learning Community	DUE: Weekly Update
13.	Graphic Designers	DUE: Pictures (Documenting Project)
	Learning Community	DUE: Weekly Update DUE: Present Web Site with style, banner, logo and images
14.	Learning Community	DUE: Weekly Update
	Learning Community	Collaborate on Final Project Presentation
15.	Learning Community	Project Presentation

Project Outcomes

Upon successful completion of the final learning community project, student should be able to:

- Demonstrate professional written and oral communication skills effectively communicating deadlines and deliverables among the project team and course instructors.
- Demonstrate effective collaboration, team work, time and project management skills by participating in a real world simulated project using electronic media.
- Develop verbal business communication skills by presenting projects and communicating with instructor and team members.
- Develop time management skills by meeting set project deadlines.
- Develop an understanding for the different job responsibilities, career paths and technologies involved in creating a data-driven web site.
- Develop an understanding for the collaborative aspect of developing a product conceived and implemented by a team of developers where each is responsible for a specific piece.
- Develop an understanding for the importance of collaboration, management, development and communication tools when developing a team project within realistic time constraints.

Why a learning community?

- Project outcomes
 - Communication skills
 - Collaboration and team work
 - Time management
 - Awareness of various job responsibilities
 - Life cycle of product development



Lessons learned




Tried

- First attempts
 - Only 2 courses collaborated (Web developers & Project managers)
 - Purely on-line collaboration




Conclusions

- First attempts
 - Not enough for a collaborative experience
 - Student accountability became an issue
 - Lack of engagement and time management issues

Lessons learned 

<p>Tried</p> <ul style="list-style-type: none"> • Next attempts... <ul style="list-style-type: none"> • Adding web designers and digital imagers to the team • Adding a common hour for student meeting 	➔	<p>Conclusions</p> <ul style="list-style-type: none"> • Next attempts... <ul style="list-style-type: none"> • Better awareness of job responsibilities • Scheduled time and location for teams to meet face to face • Access to all learning community faculty for questions
--	---	--

Lessons learned 

<p>Tried</p> <ul style="list-style-type: none"> • New this semester <ul style="list-style-type: none"> • Team agrees and signs a charter • Availability of online meetings through BB Collaborate • For the future... <ul style="list-style-type: none"> • Early in the semester discuss detailed outline of tasks with the entire team 	➔	<p>Observations</p> <ul style="list-style-type: none"> • New this semester <ul style="list-style-type: none"> • Better accountability and ability to meet deadlines • Option for additional meetings • For the future... <ul style="list-style-type: none"> • Better understanding of what the project entails
---	---	--

Student FAQs / Logistics

- How will my grade be affected if...
- If I am working on multiple teams, how will I find the time to meet?
- How will the work be done if mine is not a four person team?
- What if I am missing work from my teammate?
- It will not allow me to register into more than one class

